







Hanging Heaton C of E (VC) J & I School – Working at home work

Class/Year Group: Year 1

Week commencing: 27th April 2020

Dear Parents/Carers,

Please find below activities to support your child's continued learning at home. It is important during this time that we try to build on the learning that has taken place in school although we do realise that it is impossible to replicate school whilst home learning. The more children can keep up with their learning, the easier the transition back into school will be. We appreciate your support in this.

Area	Monday	Tuesday	Wednesday	Thursday	Friday
Reading	At least 15 minutes	At least 15 minutes	At least 15 minutes	At least 15 minutes	At least 15 minutes
English 	Imagine that you wake up one morning and one of your favourite toys starts talking to you! Can you describe their character and draw a picture?	Today your character wants to go on an adventure with you. Draw a story board of 6 different things that you could get up to.	Play on https://new.phonicsplay.co.uk/resources/phase/5 Phase 5c Interactive Resources - Weeks 8-30 Investigating Alternative Spellings /ai/	Today you can be an author. Can you make a full story of your adventures this week with your toy? Don't forget a beginning, middle and end. Use WOW words.	Handwriting & spelling practise. Practise them with your best writing; do not forget your flicks
Maths 	Make a toy shop with anything you like. Put pretend amounts on the items (up to 30p) and practise adding up different amounts.	Can you work out how much change you would get from £1 (remember £1 = 100p). Use your shop from yesterday.	How many different ways can you make up the following amounts of money using 1s, 2s, 5s and 10s: 21p, 17p, 16p, 9p and 13p.	Complete Mathletics games, Money.	Practise your mental maths challenges and get your family to test you on them.
Foundation subjects 	Research the artist: Andy Warhol Find out information about him and his life. Look at some of his work and think about how he used different colours for his 'pop art' images to create an effect.	Create a piece of art inspired by Andy Warhol. Draw an image of yourself or someone else. Use different colours to colour in the facial features. Here is an example: 	Collect items in your home and garden that are made out of different materials. Think about why they might be made out of that specific material. Here is a list of materials: Plastic, glass, metal, wood, brick, rock, paper and cardboard.	Our world- The story of creation http://www.dltk-bible.com/genesis/chapter1-cv.htm Read the story of creation. Think about how God created our wonderful world. Draw pictures to show what God created on each day.	How many different foods can you think of? Write out the whole alphabet. e.g. A- Apple B- Bread C- Cornflakes

This week's spellings are: tune, lie, pie, tie, cried, tried, dried, when, are, some

This week's mental maths challenge are: counting backwards 2s from 30 and 5's from 50.

Hanging Heaton C of E (VC) J & I School - Working at home work